

# Fitting accessories - Valves



## Needle valve VM-1

Material 316ss

Medium temperature, working pressure – according to the graph on page III/ 7

Ordering code:

**Valve VM-1/M** (input M20×1.5 M, output M20×1.5 F, Teflon packing)

**Valve VM-1/G** (input G1/2" M, output G1/2" F, Teflon packing)

**Valve VM-1/graphite** (input M20×1.5 M, output M20×1.5 F, Graphite packing)

**Valve VM-1 oxygen** (valve designed for contact with oxygen; input M20×1.5 M, output M20×1.5 F, Teflon packing)



## Needle valve VM-1-R/R

Material 316ss


Medium temperature, working pressure – according to the graph on page IV/ 3

Input 1/2NPT F, output 1/2NPT F, Graphite packing, no vent port

Ordering code:

**Valve VM-1-R/R/**\_\_

- 1 – Set of weldable stainless steel connectors (316ss)
- 2 – Set of weldable steel connectors (K11562)
- 3 – Set of connectors with Ø12 clamping ring
- 4 – Set of connectors with Ø14 clamping ring



## 2-Valve Manifold VM-2

Material 316ss

Medium temperature, working pressure – according to the graph on page IV/ 3

Input 1/2NPT F, output 1/2NPT F, Teflon packing, vent port 1/4NPT F

Ordering code:

**Valve VM-2-R/R/**\_\_

**Valve VM-2-R/R/**\_\_

- 1 – Set of weldable stainless steel connectors (316ss)
- 2 – Set of weldable steel connectors (K11562)
- 3 – Set of connectors with Ø12 clamping ring
- 4 – Set of connectors with Ø14 clamping ring

Option

.../NACE - NACE MR-01-75 comply



## 2-Valve Manifold VM-2-RM

Material 316ss

Medium temperature, working pressure – according to the graph on page IV/ 3

Input 1/2NPT F, output 1/2NPT F, Teflon packing, vent port 1/4NPT F

Ordering code:

**Valve VM-2-RM/M** (input M20×1.5 M, output M20×1.5 F, Teflon packing, vent port 1/4 NPT F)

**Valve VM-2-RM/G** (input G1/2" M, output G1/2" F, Teflon packing, vent port 1/4 NPT F)

**Valve VM-2-RM/1/2NPT** (input 1/2"NPT M, output 1/2"NPT F, Teflon packing, vent port 1/4 NPT F)

Option:.

.../NACE - NACE MR-01-75 comply



## Ball valve

Material – H17N14M2 (316 ss)

Medium temperature - 80°C

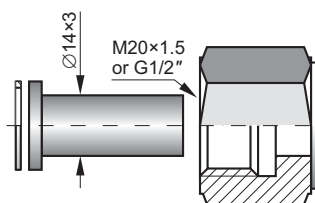
Max pressure - 100 bar

Input, output process connection: 1/2NPT F

Ordering code:

**Valve VM-1/B**

## Transmission tubes

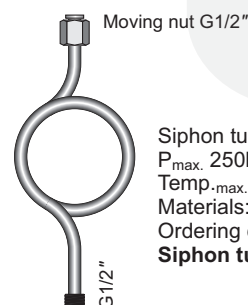


Connector to weld

Materials: 15HM – (SO) or 316Lss (S)

Ordering code

**RedSpaw – S or SO / M20×1.5 or G1/2"**



Siphon tube

P<sub>max.</sub> 250bar

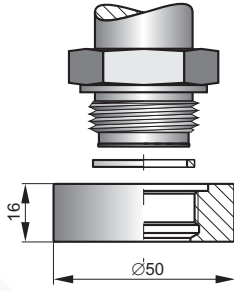
Temp<sub>.max.</sub> 300°C

Materials: 321ss

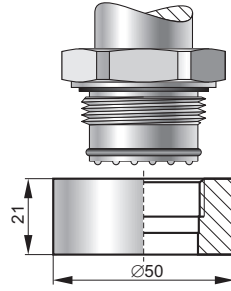
Ordering code

**Siphon tube – S G1/2"**

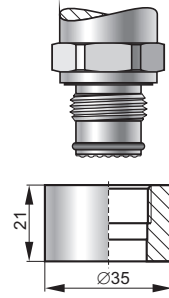
## Fitting sockets



Socket with M30×2 thread for fitting transmitters with a CM30×2 process connection  
Material – 316Lss  
Sealing – teflon  
Ordering code **Socket CM30×2**

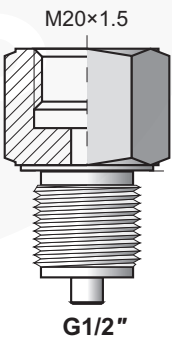


Socket with G1" thread for fitting transmitters with a CG1 process connection  
Material – 316Lss  
Sealing – teflon  
Ordering code **Socket CG1**



Socket with G1/2" thread for fitting transmitters with a CG1/2 process connection  
Material – 316Lss  
Sealing – teflon  
Ordering code **Socket CG1/2**

## Adapters



Material – 316Lss (S)  
Ordering code: **Red**

Dimension of male thread



**R1/2"**



**1/4NPT**



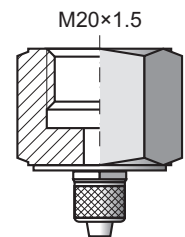
**M12×1.5**



**G1/4"**

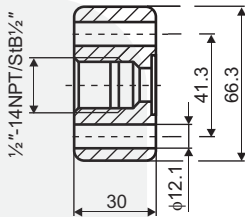
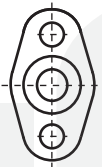


**1/2" NPT F**  
**1/4" NPT F**



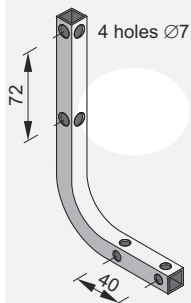
Material – brass

**Ø6×1 elastic tube**  
Ordering code:  
**RedØ6 – M**




Adapter for differential pressure transmitters with C type process connection  
Material – 316Lss  
Ordering code: **Red-dP/1/2" NPT**

## Mounting brackets



Clasp for fitting on a pipe

Universal mounting bracket for fitting APC-2000 and APR-2000 transmitters with aluminium casing in any desired position on a vertical or horizontal pipe (Ø30...Ø50)



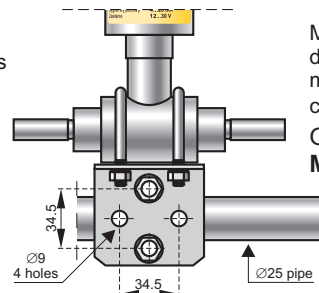
Ordering code:  
**AL:** material zinc steel  
**AL(SS):** material ss304  
**AL(SS316):** material ss316

Fitting to the transmitter casing



Mounting bracket for fitting differential pressure transmitters with C and C(7/16) type process connections on a 2" pipe or on a wall

Ordering code:  
**C-2":** mat. zinc steel, screws M10  
**C-2"(SS):** mat. ss304, screws M10  
**C-2"(SS316):** mat. ss316, screws M10  
**C-2"B:** mat. zinc steel, screws 7/16"UNF  
**C-2"B(SS):** mat. ss304, screws 7/16"UNF  
**C-2"B(SS316):** mat. ss316, screws 7/16"UNF



Mounting bracket for fitting differential pressure transmitters with P type process connections on a Ø25 pipe.  
Ordering code:  
**Mounting bracket FI 25**